

Payout

Integration manual for

SANDBOX

Payout+



About us


Payout is a licensed payment institution in the EU, established in 2016 to meet the most demanding requirements of e-commerce clients. Payout offers software aimed at processing a large number of transactions, in an automated way, with an emphasis on developing functionality according to the client's current needs. **Payout software is an infinitely expandable solution to support your growth and streamline operations.** Any payment. Any channel. Anytime. In any quantity.

Payout fills an important role in FinTech customer-to-client transaction processing. **With the help of intelligent tools, we keep the level of fraudulent transactions to zero.** In 2020, Payout was the first payment institution in the country to expand its service portfolio with **"PSD2 services"**.

Behind the quality of our product is a team of specialists and IT enthusiasts who keep up with the technological visions of the future.



Orgán dozoru: Národná banka Slovenska



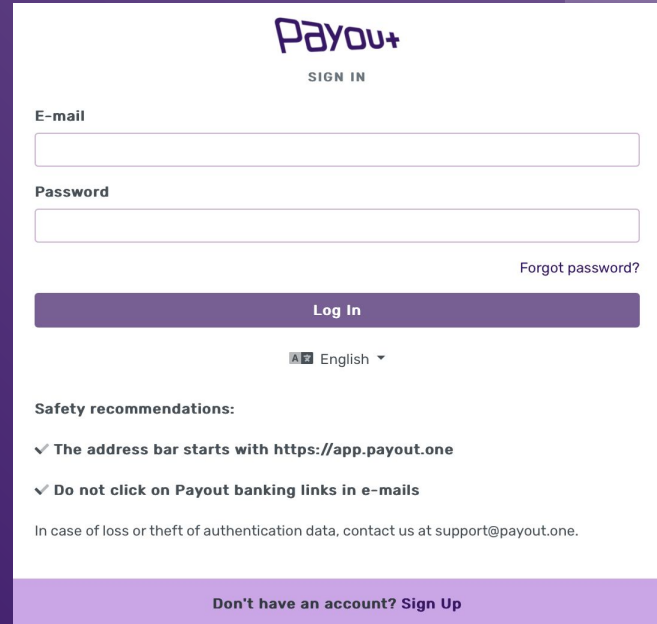
You need to log in to: :

sandbox.payout.one 

After the first login, the system requires two-factor authentication to be set up. The system automatically redirects you to set up two-factor authentication.

Payout+

activation of Payout payment account



The screenshot shows the Payout+ login interface. At the top, the Payout+ logo is displayed in purple, with 'SIGN IN' written below it. There are two input fields: 'E-mail' and 'Password'. Below the password field is a link for 'Forgot password?'. A large purple button labeled 'Log In' is centered below the fields. Underneath the button is a language selector showing 'English' with a dropdown arrow. A section titled 'Safety recommendations:' contains two bullet points: '✓ The address bar starts with https://app.payout.one' and '✓ Do not click on Payout banking links in e-mails'. Below this is a note: 'In case of loss or theft of authentication data, contact us at support@payout.one.' At the bottom of the page, a purple bar contains the text 'Don't have an account? Sign Up'.

2-factor authorization settings:

Two-step authentication

Securing your account and signing payments using an authentication factor.

Status ! Disabled

Type: Authenticator

Current password:

Confirm

The type of authenticator will appear on the screen, which you activate by entering your current password.

Enable second-step authentication

Download the free Google Authenticator app, add a new account, and then scan this barcode to set up your account.



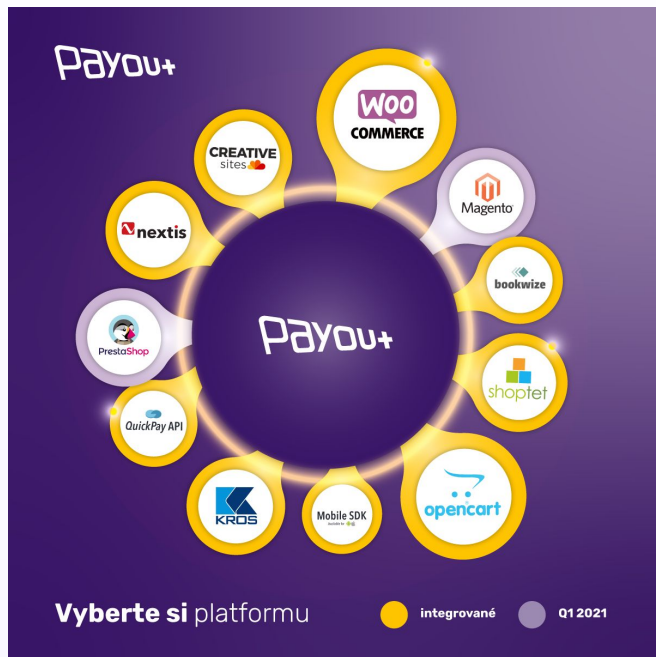
Enter code manually instead

Code:

Confirm code

A QR code will appear, which you scan in your authentication application. Then, enter the "Code" and confirm it.

available Payout plugins




API Documentation

<https://postman.payout.one/>

OpenSource Integrations

- https://github.com/payout-one/payout_php
- https://github.com/payout-one/payout_opencart2
- https://github.com/payout-one/payout_opencart3
- https://github.com/payout-one/payout_woocommerce
- https://github.com/payout-one/payout_prestashop
- https://github.com/payout-one/payout_magento




API keys generating

The screenshot displays the 'API Keys' management page in the Payout+ interface. On the left, a sidebar menu is visible with 'Settings' expanded to show 'API Keys'. The main content area features a table with the following columns: KEY ID, PUBLIC KEY, ACTIVE, NAME, and NOTIFY URL. A 'Generate a new key' button, located in the top right corner of the main content area, is highlighted with a red rectangular box.



Generate new key

Click on Settings - API Keys , a screen will appear - click on **"Generate new key"**.



API keys generating

PAYOUT+ Search

PAYMENT ACCOUNT PAYOUT

Balance Accounting Ledger Customers Imports Documents

Settings Account Team API Keys Payment methods Application Integrations Notifications

New API key

The name of your store / e-shop Logo Payment methods Communication language with customers Checkout appearance

Notification URL address
https:// [input] / [input]

Limited API Key
Default

The name of your store / e-shop
This name will be displayed to your customers.
[input]

Add API key to [input]



Notify URL

You will see a field where you fill in the URL address and click on the **"Add API key"** button.


The system will generate: a key and Secret ID for the selected notification URL.

It's not possible to show secret after you leave the page.

Your new API key

Key	3dfc2945-7088-46c0-9384-cbf7cf789885
Secret	0HwISLVSCfTnS5NpIbuAzur-cE5ULeec6rrsD_M5rRWKAKL0KhvvlWpV0bwLvv8A
Notify URL	https://www.demopagos.com/webApp
Name	

+ Back to API keys



brand **manual**

PAYOU+

logos placed on your site

As part of our General Terms and Conditions, each Client is required to place the Payout, VISA and Mastercard logos on their website without undue delay **after Payout Gateway integration**. The Client is entitled to use the Payout logo in accordance with the terms and conditions communicated by Payout, but in particular is not entitled to change or otherwise interfere with the logo.



our e-commerce references



Leader in **ERP** and accounting systems in CEE

Global supplier of automotive spare parts distribution systems

CEE leader in providing **turnkey e-commerce platforms** (e.g. Shopify)

Payout as a **cloud payment services** provider in IBM Cloud Services

Payout provides the next **level of financial transactions** in an online education platform



Payout **in the media**



Payout+

Forbes

TREND

SME

STARTITUP

NPF
NEXTGEN PAYMENTS FORUM

**NÁRODNÁ
BANKA
SLOVENSKÁ
EUROSÝSTÉM**

**HN HOSPODÁRSKE
NOVINY**

Payout interview (**Fintech solutions for easier business**)

Payout interview (**Innovative payment solutions**)

2020 COVID-19 Payments Ecosystem (Panel discussion, Payout identified as market leader)

Payout interview (**E-commerce is several years ahead of predictions**)

International Payments Forum - (Malta, Cyprus, Ireland)

Innovation in the financial market (panel discussion)

Innovation in the financial business: the full digitization of payments is coming (Payout interview)

Payout offers **more, more** than fintech,
more than a payment gateway, **more** for your business and your clients.

Payout a.s.

Juraja Závodského 97/106, 010 01 Žilina

Contact:

support@payout.one, +421 948 543 770

PAYOU+