

Payout

Integration manual for

SANDBOX

Payout+



About us


Payout is a licensed payment institution in the EU, established in 2016 to meet the most demanding requirements of e-commerce clients. Payout offers software aimed at processing a large number of transactions, in an automated way, with an emphasis on developing functionality according to the client's current needs. **Payout software is an infinitely expandable solution to support your growth and streamline operations.** Any payment. Any channel. Anytime. In any quantity.

Payout fills an important role in FinTech customer-to-client transaction processing. **With the help of intelligent tools, we keep the level of fraudulent transactions to zero.** In 2020, Payout was the first payment institution in the country to expand its service portfolio with **"PSD2 services"**.

Behind the quality of our product is a team of specialists and IT enthusiasts who keep up with the technological visions of the future.



Orgán dozoru: Národná banka Slovenska



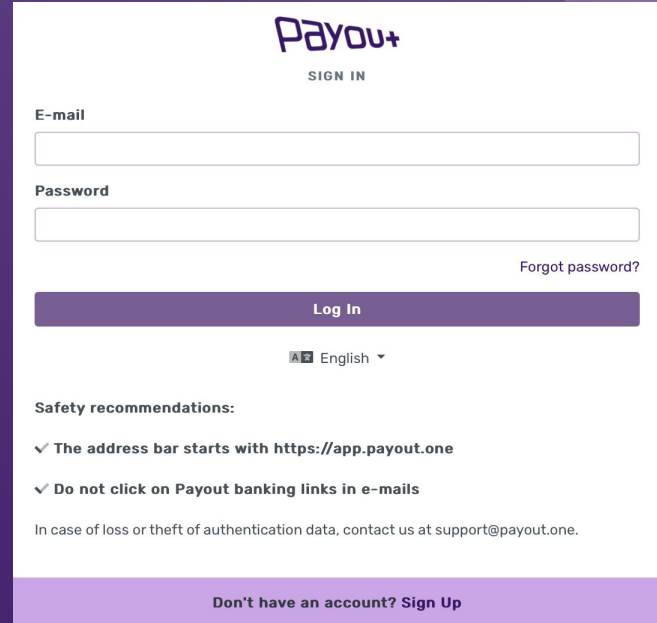
You need to log in to: :

sandbox.payout.one 

After the first login, the system requires two-factor authentication to be set up. The system automatically redirects you to set up two-factor authentication.

Payout+

activation **of Payout payment account**



The screenshot shows the Payout+ login interface. At the top, the Payout+ logo is displayed in purple, with 'SIGN IN' in smaller text below it. There are two input fields: 'E-mail' and 'Password'. Below the password field is a link for 'Forgot password?'. A prominent purple 'Log In' button is centered below the fields. Underneath the button is a language selector showing 'English' with a dropdown arrow. A 'Safety recommendations' section follows, containing two checkmarks: 'The address bar starts with https://app.payout.one' and 'Do not click on Payout banking links in e-mails'. Below this is a note: 'In case of loss or theft of authentication data, contact us at support@payout.one.' At the bottom of the page, a purple bar contains the text 'Don't have an account? Sign Up'.

2-factor authorization settings:

Two-step authentication
Securing your account and signing payments using an authentication factor.

Status ✓ Enabled

Type: ✓ Authenticator
SMS

Current password:

Confirm

Select the authentication method from the dropdown menu:

- ◆ SMS
- ◆ Authenticator

Two-step authentication
Securing your account and signing payments using an authentication factor.

Status ✓ Enabled

Type: Authenticator

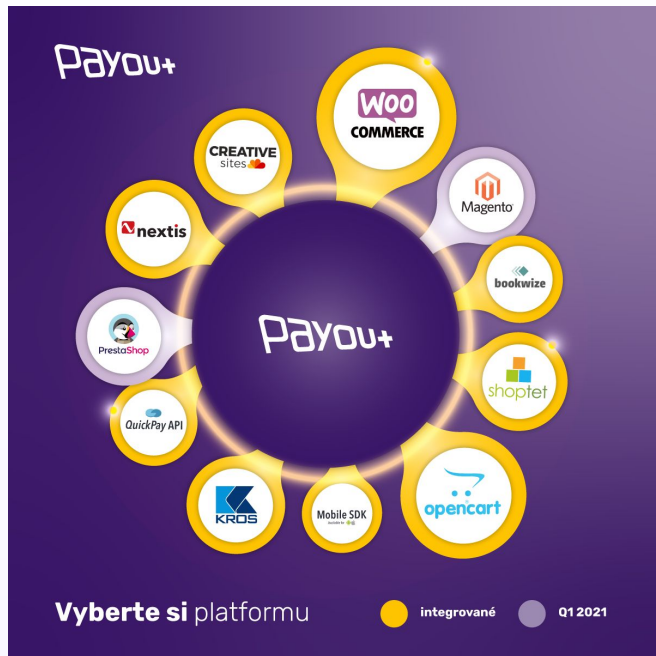
Current password:

Confirm

Enter your current password and click "Confirm".

On the next screen, enter the SMS code or scan the QR code into the authentication app.

available Payout plugins




API Documentation

<https://postman.payout.one/>

OpenSource Integrations

- https://github.com/payout-one/payout_php
- https://github.com/payout-one/payout_opencart2
- https://github.com/payout-one/payout_opencart3
- https://github.com/payout-one/payout_woocommerce
- https://github.com/payout-one/payout_prestashop
- https://github.com/payout-one/payout_magento




API keys generating

The screenshot displays the Payout+ interface for managing API keys. On the left, a sidebar menu is visible under the 'Settings' section, with 'API Keys' selected. The main area is titled 'API Keys' and contains a table with the following columns: KEY ID, PUBLIC KEY, ACTIVE, NAME, and NOTIFY URL. A button labeled 'Generate a new key' is located in the top right corner of the main area, enclosed in a red box.



Generate new key

Click on Settings - API Keys , a screen will appear - click on **"Generate new key"**.



API keys generating

The screenshot shows the 'New API key' form in the Payout+ interface. The form has a sidebar on the left with 'Settings' expanded to 'API Keys'. The main form contains the following sections:

- Notification URL address:** A text input field with a dropdown menu, highlighted by a red box. The value is 'https://[domain]/[path]'.
- Limited API Key:** A dropdown menu set to 'Default'.
- The name of your store / e-shop:** A text input field.

At the bottom right of the form is a purple button labeled 'Add API key to [store] [store]'.

Below the form is a yellow warning banner: 'It's not possible to show secret after you leave the page.' Below that is a white box titled 'Your new API key' containing the following data:

Your new API key	
Key	3dfc2945-7088-46c0-9384-cbf7cf789885
Secret	0HwISLVSCfTnS5NpIbuAzur-cE5ULeec6rrsD_M5rRWKAKL0KhvvlWpV0bwLvv8A
Notify URL	https://www.demopages.com/notify/
Name	


At the bottom right of this box is a button labeled '+ Back to API keys'.



Notify URL

You will see a field where you fill in the URL address and click on the **"Add API key"** button.

The system will generate: a key and Secret ID for the selected notification URL.




brand **manual**

PAYOU+

logos placed on your site

As part of our General Terms and Conditions, each Client is required to place the Payout, VISA and Mastercard logos on their website without undue delay **after Payout Gateway integration**. The Client is entitled to use the Payout logo in accordance with the terms and conditions communicated by Payout, but in particular is not entitled to change or otherwise interfere with the logo.



our e-commerce references

etabletko
online lekárň



bajan

W VAPEKLUB

**Fresh
káva**

**I D E A
city**

COFFEE GARDEN
COFFEE STORE

Ľosáčik

AZ CAR FOTOMAT

**MEDNICHKA
NATURE**

**LIEKOBX
LEKÁRŇ**



Payout



nextis

shoptet

IBM

vd vzdelávanie
.digital

MOJETONERY.sk
sila kvality. sila tržieb



zoomzoom
GET MORE CLIENTS

Leader in ERP and accounting systems in CEE

Global supplier of automotive spare parts distribution systems

CEE leader in providing **turnkey e-commerce platforms** (e.g. Shopify)

Payout as a **cloud payment services** provider in IBM Cloud Services

Payout provides the next **level of financial transactions** in an online education platform

inoby

Mobilonline

AutoHouse.sk

NEFKUS
CREATIVE HOUSE

PROMISEO

Payout **in the media**



Payout+

Forbes

TREND

SME

STARTITUP

NPF
NEXTGEN PAYMENTS FORUM

**NÁRODNÁ
BANKA
SLOVENSKÁ
EUROSÝSTÉM**

**HN HOSPODÁRSKE
NOVINY**

Payout interview (**Fintech solutions for easier business**)

Payout interview (**Innovative payment solutions**)

2020 COVID-19 Payments Ecosystem (Panel discussion, Payout identified as market leader)

Payout interview (**E-commerce is several years ahead of predictions**)

International Payments Forum - (Malta, Cyprus, Ireland)

Innovation in the financial market (panel discussion)

Innovation in the financial business: the full digitization of payments is coming (Payout interview)

Payout offers **more, more** than fintech,
more than a payment gateway, **more** for your business and your clients.

Payout a.s.

Juraja Závodského 97/106, 010 01 Žilina

Contact:

support@payout.one, +421 948 543 770

PAYOU+